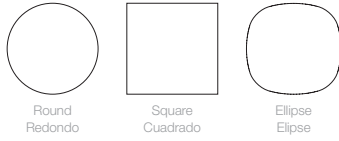


**Shape**  
**Forma**



**Description**  
**Descripción**

0.50 inch thick solid core high pressure laminate top (HPL). Suitable for outdoor and high traffic areas. Able to be combined with all central column base collections.

0.50 inch thick solid core high pressure laminate top (HPL). Suitable for outdoor and high traffic areas. Able to be combined with all central column base collections.

**Compacto HPL finish**

**Acabado**  
**Compacto HPL**

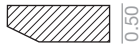


**Certificates**  
**Certificados**

EN 438-2-4, EN 438-2-5, EN 438-2-6, EN 438-2-7, EN 438-2-8, EN 438-2-9, EN 438-2-10, EN 438-2-12, EN 438-2-14, EN 438-2-16, EN 12721, EN 438-2-17, EN 438-2-21, EN 438-2-24, EN 438-2-25, EN 438-2-26, EN 438-2-27, EN 438-2-30, EN ISO 1183-1, ISO 178: 2003, ISO R527: 1996.

European Standard:  
UNE EN 13501

**Edge**  
**Perfil**



**Custom finish up charge:**

Custom stain up charge \$ 240 NET.  
More than 10 items (Free custom color).

**Air freight packaging required, add \$80 net per table.**

**Intellectual property / Propiedad intelectual**

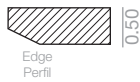
All our collections are protected by international industrial design registries, designs patents, copyrights and Intellectual Property laws. Unauthorised use of AW International Property is a criminal offence and can lead to prosecution.




Todas nuestras colecciones están protegidas por registros de diseño industrial, diseño de patente, copyright y derechos de propiedad intelectual en todo el mundo. El uso no autorizado de los diseños y propiedad intelectual de AW supone un delito que puede ser sometido a acción judicial.






0.50 inch thick Compacto high pressure laminate top (HPL).

Tablero Compacto laminado de alta presión (HPL) de 0.50 inch.






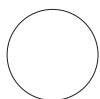
					
23.50x23.50	1.75 cu.Ft	15 lbs	x1	<b>SB-4570</b>	301
27.50x27.50	2.25 cu.Ft	20 lbs	x1	<b>SB-4571</b>	361
31.50x31.50	3 cu.Ft	26 lbs	x1	<b>SB-4572</b>	415
35.50x35.50	3.75 cu.Ft	32 lbs	x1	<b>SB-4573</b>	485
39.25x39.25	4.75 cu.Ft	40 lbs	x1	<b>SB-4574</b>	589
43.25x43.25	5.5 cu.Ft	48 lbs	x1	<b>SB-4575</b>	767
47.25x47.25	6.5 cu.Ft	57 lbs	x1	<b>SB-4576</b>	780
51.25x51.25	7.75 cu.Ft	67 lbs	x1	<b>SB-4577</b>	801
55.25x55.25	9 cu.Ft	78 lbs	x1	<b>SB-4578</b>	1,049



					
ø23.50	1.75 cu.Ft	12 lbs	x1	<b>SB-4580</b>	288
ø27.50	2.25 cu.Ft	16 lbs	x1	<b>SB-4581</b>	351
ø31.50	3 cu.Ft	20 lbs	x1	<b>SB-4582</b>	402
ø35.50	3.75 cu.Ft	25 lbs	x1	<b>SB-4583</b>	475
ø39.25	4.75 cu.Ft	31 lbs	x1	<b>SB-4584</b>	586
ø43.25	5.5 cu.Ft	38 lbs	x1	<b>SB-4585</b>	764
ø47.25	6.5 cu.Ft	45 lbs	x1	<b>SB-4586</b>	778
ø51.25	7.75 cu.Ft	53 lbs	x1	<b>SB-4587</b>	799
ø55.25	9 cu.Ft	61 lbs	x1	<b>SB-4588</b>	1,040



					
23.50x23.50	1.75 cu.Ft	13 lbs	x1	<b>SB-4591</b>	288
27.50x27.50	2.25 cu.Ft	17 lbs	x1	<b>SB-4592</b>	356
31.50x31.50	3 cu.Ft	22 lbs	x1	<b>SB-4593</b>	408
35.50x35.50	3.75 cu.Ft	28 lbs	x1	<b>SB-4594</b>	483
39.25x39.25	4.5 cu.Ft	34 lbs	x1	<b>SB-4595</b>	586
43.25x43.25	5.5 cu.Ft	41 lbs	x1	<b>SB-4596</b>	767
47.25x47.25	6.5 cu.Ft	49 lbs	x1	<b>SB-4597</b>	782
51.25x51.25	7.75 cu.Ft	58 lbs	x1	<b>SB-4598</b>	808
55.25x55.25	9 cu.Ft	67 lbs	x1	<b>SB-4599</b>	1,053



Round  
Redondo

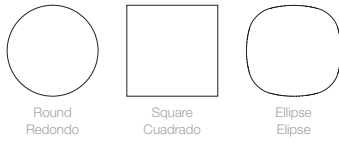


Square  
Cuadrado



Ellipse  
Elipse

Shape  
Forma



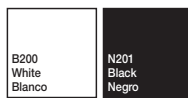
Description  
Descripción

0.47 inch thick solid core high pressure laminate top (HPL). Suitable for outdoor and high traffic areas. Able to be combined with all central column base collections.

Tablero Compacto laminado de alta presión (HPL) de 0.47 inch. Valido para exterior y áreas de uso intenso. Valido para cualquier base de columna central.

Compacto HPL finish

Acabado  
Compacto HPL



Certificates  
Certificados

EN 438-2-4, EN 438-2-5, EN 438-2-6, EN 438-2-7, EN 438-2-8, EN 438-2-9, EN 438-2-10, EN 438-2-12, EN 438-2-14, EN 438-2-16, EN 12721, EN 438-2-17, EN 438-2-21, EN 438-2-24, EN 438-2-25, EN 438-2-26, EN 438-2-27, EN 438-2-30, EN ISO 1183-1, ISO 178: 2003, ISO R527: 1996.

European Standard:  
UNE EN 13501

Edge  
Perfil



Intellectual property / Propiedad intelectual

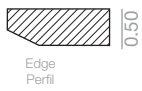
All our collections are protected by international industrial design registries, designs patents, copyrights and Intellectual Property laws. Unauthorised use of AW International Property is a criminal offence and can lead to prosecution.




Todas nuestras colecciones están protegidas por registros de diseño industrial, diseño de patente, copyright y derechos de propiedad intelectual en todo el mundo. El uso no autorizado de los diseños y propiedad intelectual de AW supone un delito que puede ser sometido a acción judicial.






0.50 inch thick Compacto high pressure laminate top (HPL).

Tablero Compacto laminado de alta presión (HPL) de 0.50 inch.






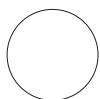
					
23.75x23.75	1.75 cu.Ft	15 lbs	x1	<b>SB-4570</b>	301
27.50x27.50	2.25 cu.Ft	20 lbs	x1	<b>SB-4571</b>	361
31.50x31.50	3 cu.Ft	26 lbs	x1	<b>SB-4572</b>	415
35.50x35.50	3.75 cu.Ft	32 lbs	x1	<b>SB-4573</b>	485
39.50x39.50	4.75 cu.Ft	40 lbs	x1	<b>SB-4574</b>	589
43.25x43.25	5.5 cu.Ft	48 lbs	x1	<b>SB-4575</b>	767
47.25x47.25	6.5 cu.Ft	57 lbs	x1	<b>SB-4576</b>	780
51.25x51.25	7.75 cu.Ft	67 lbs	x1	<b>SB-4577</b>	801
55.25x55.25	9 cu.Ft	78 lbs	x1	<b>SB-4578</b>	1,049



					
ø23.75	1.75 cu.Ft	12 lbs	x1	<b>SB-4580</b>	288
ø27.50	2.25 cu.Ft	16 lbs	x1	<b>SB-4581</b>	351
ø31.50	3 cu.Ft	20 lbs	x1	<b>SB-4582</b>	402
ø35.50	3.75 cu.Ft	25 lbs	x1	<b>SB-4583</b>	475
ø39.50	4.75 cu.Ft	31 lbs	x1	<b>SB-4584</b>	586
ø43.25	5.5 cu.Ft	38 lbs	x1	<b>SB-4585</b>	764
ø47.25	6.5 cu.Ft	45 lbs	x1	<b>SB-4586</b>	778
ø51.25	7.75 cu.Ft	53 lbs	x1	<b>SB-4587</b>	799
ø55.25	9 cu.Ft	61 lbs	x1	<b>SB-4588</b>	1,040



					
23.75x23.75	1.75 cu.Ft	13 lbs	x1	<b>SB-4591</b>	288
27.50x27.50	2.25 cu.Ft	17 lbs	x1	<b>SB-4592</b>	356
31.50x31.50	3 cu.Ft	22 lbs	x1	<b>SB-4593</b>	408
35.50x35.50	3.75 cu.Ft	28 lbs	x1	<b>SB-4594</b>	483
39.50x39.50	4.5 cu.Ft	34 lbs	x1	<b>SB-4595</b>	586
43.25x43.25	5.5 cu.Ft	41 lbs	x1	<b>SB-4596</b>	767
47.25x47.25	6.5 cu.Ft	49 lbs	x1	<b>SB-4597</b>	782
51.25x51.25	7.75 cu.Ft	58 lbs	x1	<b>SB-4598</b>	808
55.25x55.25	9 cu.Ft	67 lbs	x1	<b>SB-4599</b>	1,053



Round Redondo



Square Cuadrado



Ellipse Elipse