


Description
Descripción

Table base with central round or square column in solid beech or aluminum with square injected aluminum base available in matte white, matte black or polished aluminum finish. Able to be combined with any of the models from the Top Collection.
Base central de mesa con columna cuadrada o redonda disponible en madera maciza de haya y aluminio, y base cuadrada disponible en madera maciza de haya y aluminio. Combinable con cualquier modelo de la colección Top.

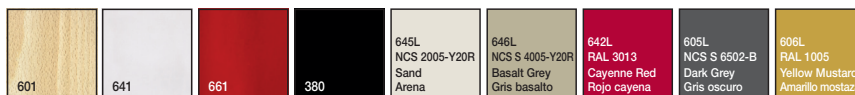
Wood finish

Acabado madera
Beech / Haya



Premium finish and wood lacquers

Acabado premium y lacas madera



Aluminum finish

Acabado de aluminio



Certificates
Certificados

Aluminum UNE CEN/TR 581-4 Durability of exterior-grade furniture.
Aluminio Durabilidad de mobiliario de exterior.

Custom finish up charge:

Custom stain up charge \$ 240 NET.
More than 10 items (Free custom color).

Air freight packaging required, add \$80 net per table.

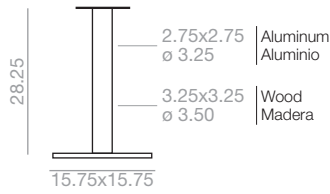
Intellectual property / Propiedad intelectual

All our collections are protected by international industrial design registries, designs patents, copyrights and Intellectual Property laws. Unauthorised use of AW International Property is a criminal offence and can lead to prosecution.

Todas nuestras colecciones están protegidas por registros de diseño industrial, diseño de patente, copyright y derechos de propiedad intelectual en todo el mundo. El uso no autorizado de los diseños y propiedad intelectual de AW supone un delito que puede ser sometido a acción judicial.



400x400



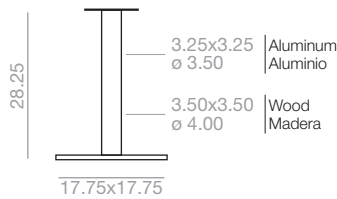
Maximum table top
27.50x27.50 / ø 31.50 inch.
Estimated table base assembly time
3 minutes. The price of the
unassembled table bases applies
only to orders greater than 10 units.

Medida máxima de sobre
27.50x27.50 / ø 31.50 inch. Tiempo
estimado de montaje por base 3 min.
El precio de las bases desmontadas
se aplicará sólo para pedidos a partir
de 10 unidades.

4.75 cu.Ft
34 lbs
x1

Unassembled
Desmontada
1.50 cu.Ft
x1

450x450



Maximum table top
35.50x35.50 / ø39.50 inch.
Estimated table base assembly time
3 minutes. The price of the
unassembled table bases applies
only to orders greater than 10 units.

Medida máxima de sobre
35.50x35.50 / ø39.50 inch.
Tiempo estimado de montaje por
base 3 min. El precio de las bases
desmontadas se aplicará sólo para
pedidos a partir de 10 unidades.

5.75 cu.Ft
45 lbs
x1

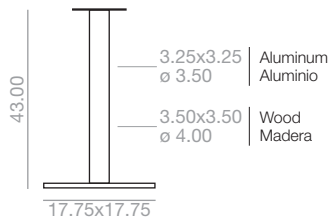
Unassembled
Desmontada
1.50 cu.Ft
x1

| | Base Base | Column Columna | Round wood Redondo madera | | Square wood Cuadrado madera | | Column Columna | Round aluminum Redondo aluminio | | Square aluminum Cuadrado aluminio | | | | | | |
|-------------|-------------------|-------------------|---------------------------|-------------|-----------------------------|---------|----------------|---------------------------------|---------|-----------------------------------|---------|---------|---------|---------|-----|-----|
| | | | Ref. | \$ | Ref. | \$ | | Ref. | \$ | Ref. | \$ | | | | | |
| 15.75x15.75 | Aluminum Aluminio | Wood Madera | BM 1060 | * | 705 | BM 1063 | * | 722 | BM 1066 | * | 536 | BM 1071 | * | 553 | | |
| | | | | ** | 676 | | ** | 688 | | ** | 514 | | ** | 533 | | |
| | | | BM 1062 | * | 716 | BM 1065 | * | 724 | BM 1068 | * | 602 | BM 1073 | * | 630 | | |
| | | | | ** | 685 | | ** | 690 | | ** | 584 | | ** | 610 | | |
| | | | Wood Madera | Wood Madera | BM 1116 | * | 852 | BM 1117 | * | 852 | BM 1118 | * | 746 | BM 1120 | * | 746 |
| | | | | | | ** | 833 | | ** | 841 | | ** | 746 | | ** | 741 |
| | BM 1119 | * | | | 776 | BM 1121 | * | 781 | BM 1119 | * | 776 | BM 1121 | * | 781 | | |
| | | ** | | | 833 | | ** | 841 | | ** | 770 | | ** | 781 | | |
| | 17.75x17.75 | Aluminum Aluminio | Wood Madera | BM 1076 | * | 765 | BM 1079 | * | 771 | BM 1082 | * | 578 | BM 1087 | * | 604 | |
| | | | | | ** | 731 | | ** | 738 | | ** | 558 | | ** | 582 | |
| | | | | BM 1078 | * | 780 | BM 1081 | * | 788 | BM 1084 | * | 657 | BM 1089 | * | 692 | |
| | | | | | ** | 748 | | ** | 753 | | ** | 636 | | ** | 672 | |
| Wood Madera | | | | Wood Madera | BM 1122 | * | 898 | BM 1123 | * | 906 | BM 1124 | * | 787 | BM 1126 | * | 781 |
| | | | | | | ** | 874 | | ** | 874 | | ** | 770 | | ** | 763 |
| | | BM 1125 | * | | 822 | BM 1127 | * | 841 | BM 1125 | * | 822 | BM 1127 | * | 841 | | |
| | | | ** | | 804 | | ** | 804 | | ** | 804 | | ** | 822 | | |

* Assembled * Montada
** Unassembled ** Desmontada

SERIE 600 Matte lacquered and premium up charge Incremento por lacado mate y premium | 82 |

450x450



Maximum table top
35.50x35.50 / ø39.50 inch.
Estimated table base assembly time
3 minutes. The price of the
unassembled table bases applies
only to orders greater than 10 units.

Medida máxima de sobre
35.50x35.50 / ø39.50 inch.
Tiempo estimado de montaje por
base 3 min. El precio de las bases
desmontadas se aplicará sólo para
pedidos a partir de 10 unidades.

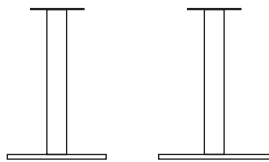
8.5 cu.Ft
46 lbs
x1

Unassembled
Desmontada
2.25 cu.Ft
x1

| | Base Base | Column Columna | Round wood Redondo madera | | | Square wood Cuadrado madera | | | Column Columna | Round aluminum Redondo aluminio | | | Square aluminum Cuadrado aluminio | | | | | | | |
|-------------|--------------------------------------|-------------------|------------------------------|----------------|------------|--------------------------------|------------|------------|-------------------|------------------------------------|--------------------------------------|------------|--------------------------------------|-----|------------|------------|------------|-----|-----|--|
| | | | Ref. | \$ | | Ref. | \$ | | | Ref. | \$ | | Ref. | \$ | | | | | | |
| 17.75x17.75 | Aluminum Aluminio | Wood Madera | BM 1100 | * | 942 | | BM 1103 | * | 920 | | BM 1106 | * | 760 | | BM 1109 | * | 758 | | | |
| | | | | ** | 915 | | | ** | 892 | | | ** | 744 | | | ** | 740 | | | |
| | | | BM 1102 | * | 957 | | BM 1105 | * | 935 | | Polished aluminum Aluminio Pulido | BM 1108 | * | 804 | | BM 1111 | * | 802 | | |
| | | | | ** | 931 | | | ** | 907 | | | | ** | 788 | | | ** | 784 | | |
| | | | Wood Madera | Wood Madera | BM 1133 | * | 980 | | BM 1128 | * | 985 | | BM 1129 | * | 841 | | BM 1131 | * | 869 | |
| | | | | | | ** | 957 | | | ** | 963 | | | ** | 822 | | | ** | 852 | |
| | Polished aluminum Aluminio Pulido | BM 1130 | | | * | 898 | | BM 1132 | * | 926 | | | | | | | | | | |
| | | | | | ** | 887 | | | ** | 911 | | | | | | | | | | |

* Assembled * Montada
** Unassembled ** Desmontada

SERIE 600 Matte lacquered and premium up charge
Incremento por lacado mate y premium | 94 |



Description Central base with injected aluminum base plate. Offered in extruded aluminum and rounded or squared shape. Available in earth brown, white or matte black. It can combine with any model from the Top collection.

Descripción Base central de mesa con pie de inyección de aluminio combinable con columnas redondas o cuadradas de aluminio extruido. Disponible en acabados marrón tierra, blanco o negro mate. Combinable con cualquier modelo de la colección Top.

Aluminum finish

Acabado de aluminio



| | | | |
|---------------------|----------|------------------|---|
| Certificates | Aluminum | UNE CEN/TR 581-4 | Durability of exterior-grade furniture. |
| Certificados | Aluminio | | Durabilidad de mobiliario de exterior. |

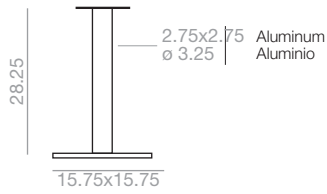
Intellectual property / Propiedad intelectual

All our collections are protected by international industrial design registries, designs patents, copyrights and Intellectual Property laws. Unauthorised use of AW International Property is a criminal offence and can lead to prosecution.

Todas nuestras colecciones están protegidas por registros de diseño industrial, diseño de patente, copyright y derechos de propiedad intelectual en todo el mundo. El uso no autorizado de los diseños y propiedad intelectual de AW supone un delito que puede ser sometido a acción judicial.



400x400



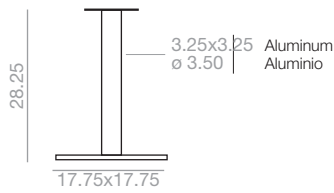
Maximum table top
27.50x27.50 / ø 31.50 inch.
Estimated table base assembly time
3 minutes. The price of the
unassembled table bases applies
only to orders greater than 10 units.

Medida máxima de sobre
27.50x27.50 / ø 31.50 inch. Tiempo
estimado de montaje por base 3 min.
El precio de las bases desmontadas
se aplicará sólo para pedidos a partir
de 10 unidades.

4.75 cu.Ft
34 lbs
x1

Unassembled
Desmontada
1.50 cu.Ft
x1

450x450



Maximum table top
35.50x35.50 / ø39.50 inch.
Estimated table base assembly time
3 minutes. The price of the
unassembled table bases applies
only to orders greater than 10 units.

Medida máxima de sobre
35.50x35.50 / ø39.50 inch.
Tiempo estimado de montaje por
base 3 min. El precio de las bases
desmontadas se aplicará sólo para
pedidos a partir de 10 unidades.

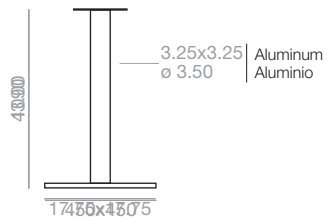
5.75 cu.Ft
45 lbs
x1

Unassembled
Desmontada
1.50 cu.Ft
x1

| | Aluminum finish Acabado aluminio | Column / Columna | | | | | |
|-------------|--|------------------------------------|----|--------------------------------------|------------|----|-----|
| | | Round aluminum Redondo aluminio | | Square aluminum Cuadrado aluminio | | | |
| | | Ref. | \$ | Ref. | \$ | | |
| 15.75x15.75 | White / Earth brown / Matte Black | BM 1069 | * | 533 | BM 1074 | * | 549 |
| | Blanco / Marrón tierra / Negro mate | | ** | 514 | | ** | 529 |
| 17.75x17.75 | White / Earth brown / Matte Black | BM 1085 | * | 573 | BM 1090 | * | 599 |
| | Blanco / Marrón tierra / Negro mate | | ** | 553 | | ** | 578 |

* Assembled * Montada
** Unassembled ** Desmontada

450x450



Maximum table top
35.50x35.50 / ø39.50 inch.
Estimated table base assembly time
3 minutes. The price of the
unassembled table bases applies
only to orders greater than 10 units.

Medida máxima de sobre
35.50x35.50 / ø39.50 inch.
Tiempo estimado de montaje por
base 3 min. El precio de las bases
desmontadas se aplicará sólo para
pedidos a partir de 10 unidades.

8.5 cu.Ft
 46 lbs
x1

Unassembled
Desmontada
 2.25 cu.Ft
x1

| | Aluminum finish Acabado aluminio | Column / Columna | | | | | | | |
|-------------|--|------------------------------------|----|-----|--------------------------------------|------------|----|-----|--|
| | | Round aluminum Redondo aluminio | | | Square aluminum Cuadrado aluminio | | | | |
| | | Ref. | \$ | | Ref. | \$ | | | |
| 17.75x17.75 | White / Earth brown / Matte Black | BM 1112 | * | 758 | | BM 1114 | * | 758 | |
| | Blanco / Marrón tierra / Negro mate | | ** | 727 | | | ** | 727 | |

* Assembled * Montada
** Unassembled ** Desmontada