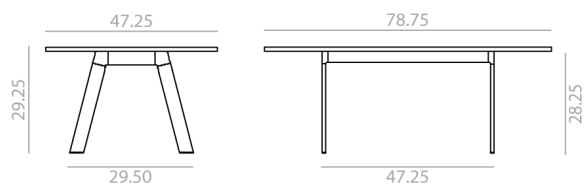




Table with beveled edge profile laminate board table top and matching thermo-polymer edge and aluminum legs.



0,67  71,43  1 

Aluminum finish




Polished Chrome



Polished Aluminum

Steel finish



Polished Chrome

Laminated



L202 Walnut



L203 Cherry



L204 Maple



L205 Oak



L206 Dark Walnut



L200 White



L201 Black



L300 Sand



L302 Basalt Grey



L301 Dark Grey

Resistance and Quality

ISO 9001:2008

Sustainability

ISO 14001:2004

ISO 14006:2011

level 1 ANSI/BIFMA